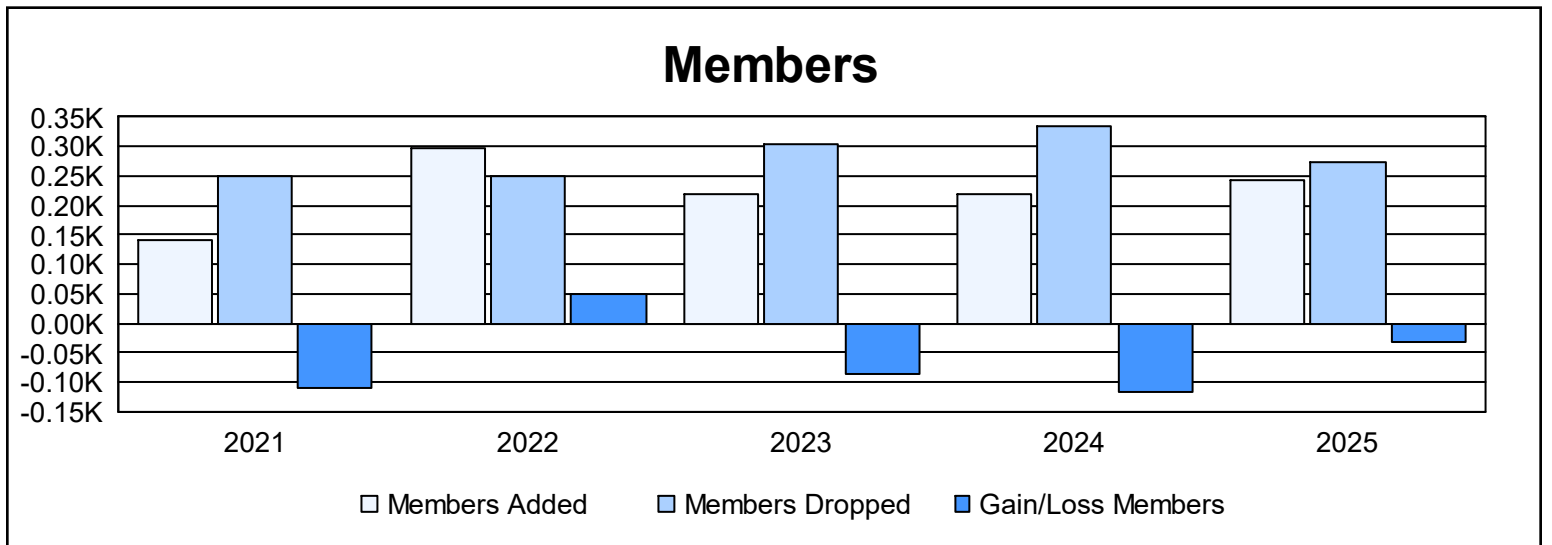
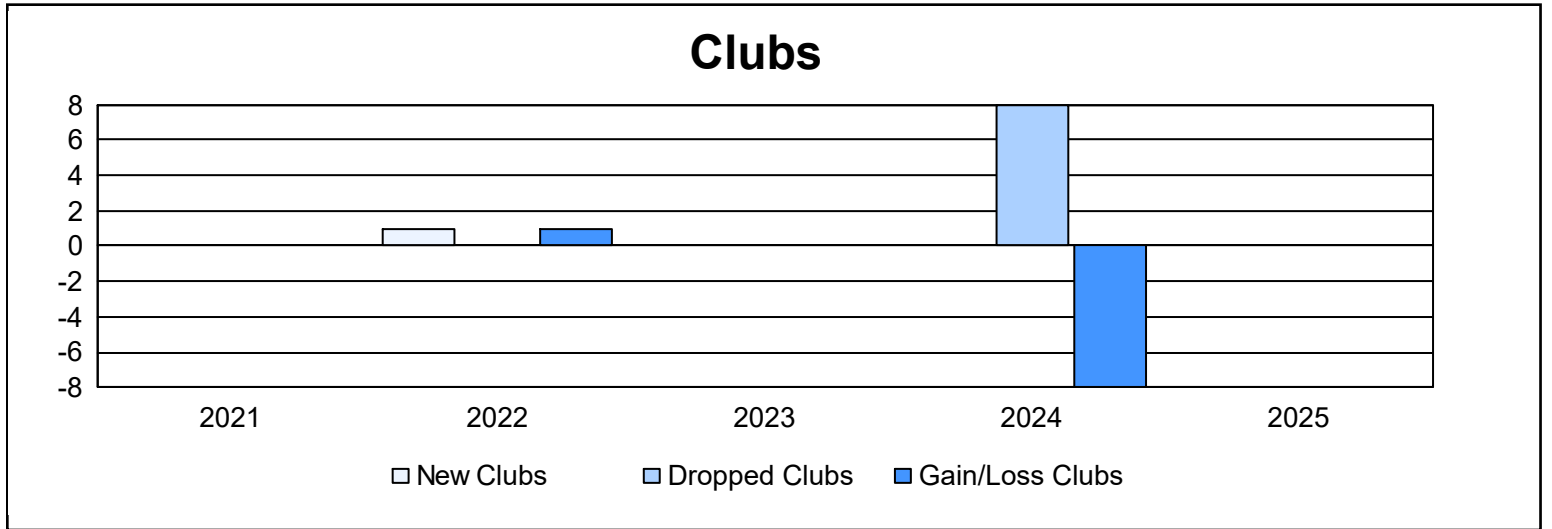
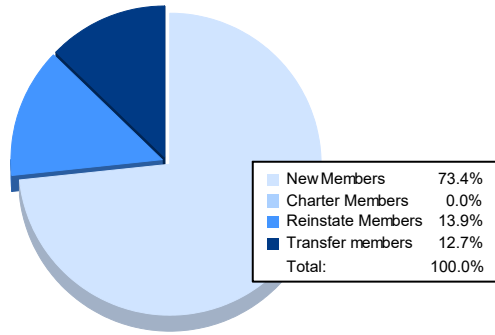


Year	New Clubs	Dropped Clubs	Gain/ Loss Clubs	New Members	Charter Members	Reinstate Members	Transfer Members	Total Member Added	Total Members Dropped	Gain/ Loss Members
2020-2021	0	0	0	108	2	23	8	141	250	-109
2021-2022	1	0	1	235	31	13	18	297	249	48
2022-2023	0	0	0	176	2	12	28	218	303	-85
2023-2024	0	8	-8	176	1	17	24	218	333	-115
2024-2025				179	0	34	31	244	275	-31
<b>Average</b>	<b>0</b>	<b>2</b>	<b>-2</b>	<b>175</b>	<b>7</b>	<b>20</b>	<b>22</b>	<b>224</b>	<b>282</b>	<b>-58</b>



### Membership Composition June 2025 Cumulative



### Gender Composition June 2025 Cumulative

